



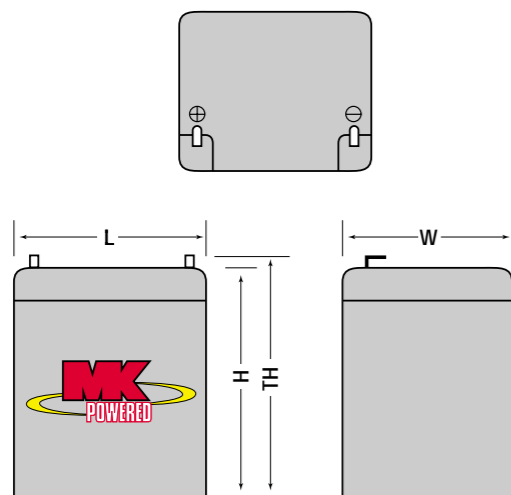
The Sealed Battery Specialists

SPECIFICATIONS

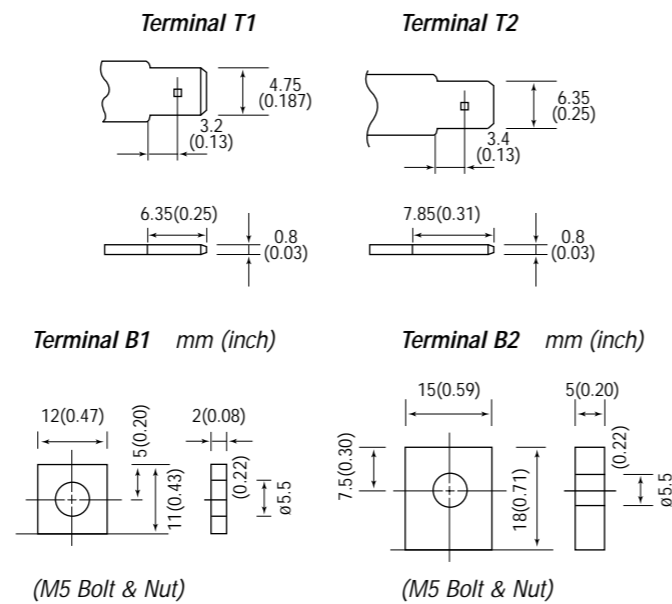


Model	Nominal Voltage (V)	Nominal Capacity (AH)				Weights		Terminal				Dimensions								Ambient Temperature			Maximum Charge Current (A)	
		20hr rate F.V. (1.75V/cell)	10hr rate F.V. (1.75V/cell)	5hr rate F.V. (1.75V/cell)	3hr rate F.V. (1.75V/cell)	g.	lbs.	Standard		Optional		Inch				mm				Maximum Discharge Current (A) For 5 sec.	Charge	Discharge		Storage
		L	W	H	TH	L	W	H	TH	Type	Position	Type	Position											
ES 1.2 - 6	6	1.2	1.14	1.02	0.90	280	0.62	T1	2			3.82	0.98	2.01	2.21	97	25	51	56	18				0.36
ES 4 - 6	6	4.0	3.80	3.40	3.00	850	1.87	T1	1			2.76	1.85	3.98	4.18	70	47	101	106	60				1.2
ES 4.5 - 6	6	4.5	4.28	3.83	3.38	870	1.91	T1	1			2.76	1.89	4.02	4.22	70	48	102	107	67.5				1.35
ES 7 - 6	6	7.0	6.65	5.95	5.08	1200	2.64	T1	2	T2		5.95	1.34	3.70	3.94	151	34	94	100	105				2.10
ES 10 - 6	6	10.0	9.50	8.50	7.50	1900	4.18	T1	2	T2		5.95	1.97	3.70	3.94	151	50	94	100	150				3.00
ES 1.2 - 12	12	1.2	1.14	1.02	0.90	560	1.23	T1	4			3.82	1.77	2.09	2.32	97	45	53	59	18	0°C (32°F)	-20° (-4°F)	-20° (-4°F)	0.36
ES 1.9 - 12	12	1.9	1.81	1.62	1.43	890	1.96	T1	2			7.01	1.34	2.36	2.56	178	34	60	65	28.5	40°C (104°F)	50°C (122°F)	40°C (104°F)	0.57
ES 4 - 12	12	4.0	3.80	3.40	3.00	1700	3.74	T1	3			3.54	2.76	4.02	4.18	90	70	102	106	60				1.20
ES 7 - 12	12	7.0	6.65	5.95	5.25	2500	5.50	T1	4	T2		5.95	2.56	3.70	3.86	151	65	94	98	105				2.10
ES 12 - 12	12	12.0	11.40	10.20	9.00	3950	8.69	T1	4	T2		5.95	3.86	3.70	3.90	151	98	96	100	180				3.60
ES 17 - 12	12	17.0	16.15	14.45	12.75	6150	13.53	B1	10	T2	2	7.13	2.99	6.58	6.58	181	76	167	167	255				5.10
ES 26 - 12	12	26.0	24.7	22.1	19.7	9100	20.04	B1	10	T2		6.90	6.54	4.92	4.92	175	166	125	125	390				7.8
ES 40 - 12	12	40.0	38.00	34.00	30.00	14000	30.80	B2	10			7.72	6.50	6.74	6.74	196	165	171	171	600				12.00

EXTERIOR DIMENSIONS



TERMINAL TYPE mm (inch)



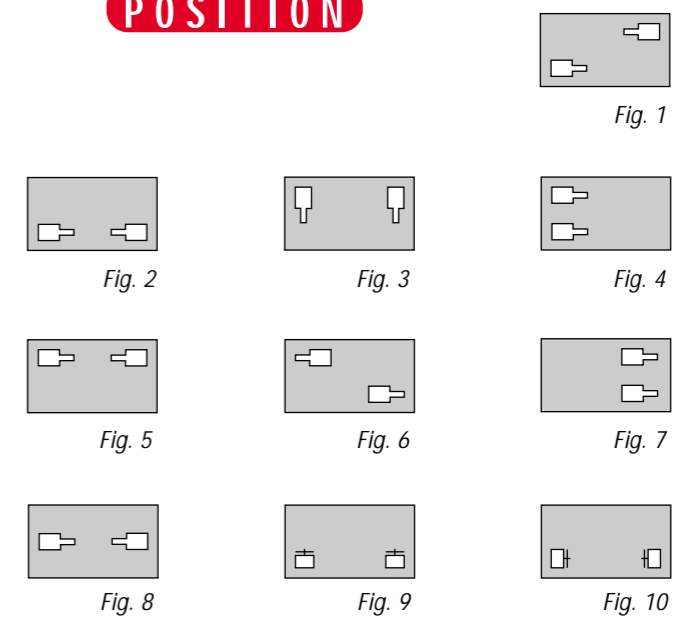
FEATURES

- Tank formed plates
- Gas recombination
- Absorbed electrolyte
- Safety valve filter
- Rugged design
- Float or cycle use
- Low self-discharge
- Lead calcium

BENEFITS

- Maintenance free
- Multi-purpose usage
- Explosion resistant
- Compact design
- Leak proof/spill proof
- Multiple applications
- High discharge rates

TERMINAL POSITION



HIGH QUALITY PROCESS CONTROL TECHNOLOGY

MK Battery supplies batteries that are manufactured under the most versatile computer control battery formation system and technology to achieve the highest quality. The automated, computer controlled system provides programmed functions for steps of current, time, voltage, temperature and event control to match the performance specifications of your application requirements. MK Battery assures you the following key benefits:

- Tank formed plates
- High quality battery/better uniformity
- Temperature control formation
- Consistant voltage formation
- Constant current formation
- Elimination of operator error
- Total visibility of status and hard copy of all charging battery characteristics

CHARACTERISTICS OF MK BATTERIES

Fig 1: Discharge time vs discharge current

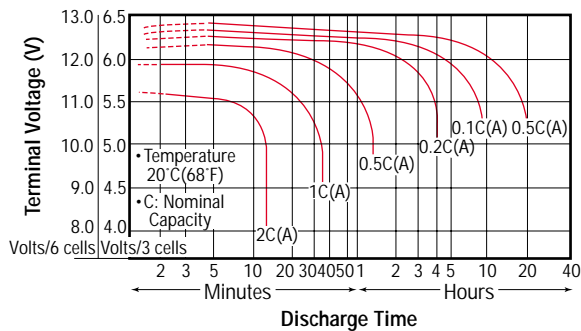


Fig 4: Life characteristics of cyclic use

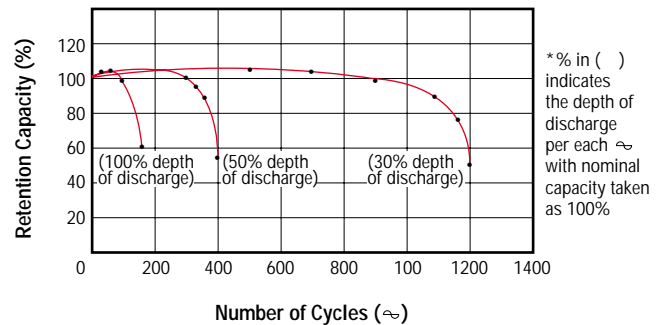


Fig 2: Effect of temperature on capacity

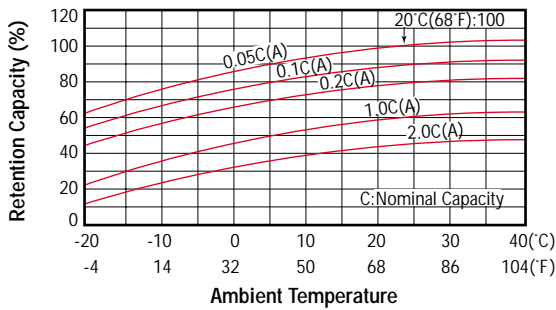


Fig 5: Life characteristics of standby use

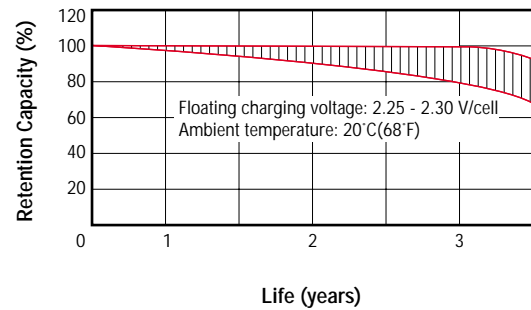


Fig 3: Charge retention characteristics

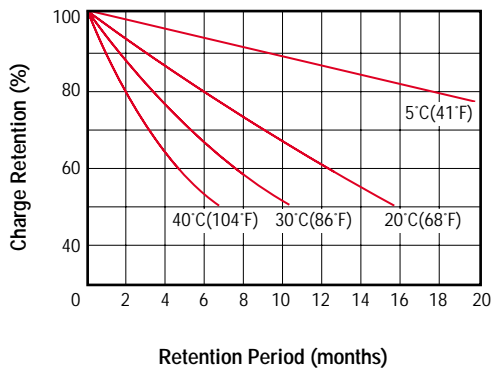


Fig 6: Trickle charge lifespan characteristics

